












 86			
Model	Price	LTO	R/P
2.0L A/T (PEARL WHITE)	2,005,000	13,200	4,500
2.0L A/T	1,990,000	13,200	4,500
2.0 M/T (WHITE PEARL)	1,905,000	13,200	4,500
2.0 M/T	1,890,000	13,200	4,500
 CAMRY			
Model	Price	LTO	R/P
2.5V White Pearl	1,896,000	13,200	4,500
2.5V AT	1,881,000	13,200	4,500
2.5 S White Pearl	1,834,000	13,200	4,500
2.5 S AT	1,819,000	13,200	4,500
2.5G White Pearl -	1,720,000	13,200	4,500
2.5 G AT	1,705,000	13,200	4,500
 PRIUS			
Model	Price	LTO	R/P
PRIUS 1.8 HYBRID WP	2,220,000	13,200	4,500
PRIUS 1.8 HYBRID	2,205,000	13,200	4,500
PRIUS - FULL OPTION	1,831,000	13,200	4,500
 COROLLA ALTIS			
Model	Price	LTO	R/P
2.0V A/T WP	1,466,000	13,200	4,500
2.0V A/T	1,451,000	13,200	4,500
1.6V A/T WP	1,120,000	13,200	4,500
1.6V A/T	1,105,000	13,200	4,500
1.6G A/T	1,033,000	13,200	4,500
1.6G M/T	977,000	13,200	4,500
1.6E M/T	941,000	13,200	4,500
 YARIS*			
Model	Price	LTO	R/P
1.5 S A/T	1,040,000	7,200	4,500
1.3 E A/T	927,000	7,200	4,500
1.3 E M/T	875,000	7,200	4,500
 VIOS			
Model	Price	LTO	R/P
1.5 TRD A/T White Pearl	1,058,000	7,200	4,500
1.5 TRD A/T	1,043,000	7,200	4,500
1.5G Gas M/T White Pearl	916,000	7,200	4,500
1.5G Gas M/T	901,000	7,200	4,500
1.5G Gas A/T White Pearl	968,000	7,200	4,500
1.5G Gas A/T	953,000	7,200	4,500
1.3E Gas A/T	841,000	7,200	4,500
1.3E Gas M/T	791,000	7,200	4,500
1.3J Gas M/T	668,000	7,200	4,500
1.3 Base M/T	629,000	7,200	4,500
 AVANZA			
Model	Price	LTO	R/P
1.5 G AT VELOZ	1,065,000	8,200	4,500
1.5G A/T	1,000,000	8,200	4,500
1.5G M/T	957,000	8,200	4,500
1.3E A/T (7-Seater)	891,000	8,200	4,500
1.3E M/T (7-Seater)	848,000	8,200	4,500
1.3J M/T (5-Seater)	721,000	8,200	4,500
 PRADO			
Model	Price	LTO	R/P
Prado 3.0 A/T	3,839,000	11,200	4,500
Prado 3.0 A/T (W.PEARL)	3,854,000	11,200	4,500
Prado 3.0 M/T	3,739,000	11,200	4,500
Prado 3.0 M/T (W.PEARL)	3,754,000	11,200	4,500
Prado 4.0L V6	3,119,000	11,200	4,500
Prado 4.0L V6 (W.PEARL)	3,134,000	11,200	4,500
 HIACE			
Model	Price	LTO	R/P
LXV 3.0L Dsl A/T WP	2,634,000	9,200	4,500
LXV 3.0L Dsl A/T	2,619,000	9,200	4,500
S Grandia 3.0L Dsl A/T 2T	2,177,000	9,200	4,500
S Grandia 3.0L Dsl A/T 1T	2,162,000	9,200	4,500
S Grandia 3.0L Dsl A/T 2TF	2,040,000	9,200	4,500
S Grandia 3.0L Dsl A/T Fab	2,025,000	9,200	4,500
GL Grandia 3.0L Dsl A/T 2T	1,864,000	9,200	4,500
GL Grandia 3.0L Dsl A/T 1T	1,849,000	9,200	4,500
GL Grandia 3.0L Dsl M/T 2T	1,799,000	9,200	4,500
GL Grandia 3.0L Dsl M/T 1T	1,784,000	9,200	4,500
Commuter 3.0L Dsl M/T	1,373,000	9,200	4,500
 COASTER			
Model	Price	LTO	R/P
COASTER (29 SEATER)	3,453,000	13,200	5,200

 INNOVA			
Model	Price	LTO	R/P
2.8V Dsl A/T WhitePearl	1,639,000	8,200	4,500
2.8 V Dsl A/T	1,624,000	8,200	4,500
2.8G Dsl A/T WhitePearl	1,486,000	8,200	4,500
2.8 G Dsl A/T	1,471,000	8,200	4,500
2.8G Dsl M/T WhitePearl	1,416,000	8,200	4,500
2.8 G Dsl M/T	1,401,000	8,200	4,500
2.0 G Gas A/T	1,309,000	8,200	4,500
2.8 Touring Sport Dsl A/T	1,374,000	8,200	4,500
2.8 Touring Sport Dsl M/T	1,304,000	8,200	4,500
2.8 E Dsl A/T	1,309,000	8,200	4,500
2.8 E Dsl M/T	1,239,000	8,200	4,500
2.0 E Gas A/T	1,208,000	8,200	4,500
2.0 E Gas M/T	1,138,000	8,200	4,500
2.8 J Dsl M/T	1,096,000	8,200	4,500
2.0 J Gas M/T	990,000	8,200	4,500
 WIGO			
Model	Price	LTO	R/P
1.0 TRD	676,000	7,200	4,500
1.0G A/T	611,000	7,200	4,500
1.0G M/T	576,000	7,200	4,500
1.0E M/T	537,000	7,200	4,500
 RAV4			
Model	Price	LTO	R/P
4x2 Active	1,420,000	9,700	4,500
4x2 Active White Pearl	1,435,000	9,700	4,500
4x2 Active+	1,599,000	9,700	4,500
4x2 Active+ WP	1,614,000	9,700	4,500
4x2 Premium	1,959,000	9,700	4,500
4x2 Premium WP	1,974,000	9,700	4,500
4x4 Premium	2,134,000	9,700	4,500
4x4 Premium White Pearl	2,149,000	9,700	4,500
 HILUX*			
Model	Price	LTO	R/P
2.8L 4x4 G A/T	1,592,000	8,200	4,500
2.8L 4x4 G M/T	1,462,000	8,200	4,500
2.8L 4x4 E M/T (NEW)*	1,149,000	8,200	4,500
2.4L 4x2 G A/T	1,240,000	8,200	4,500
2.4L 4X2 G M/T	1,165,000	8,200	4,500
2.4L 4x2 E M/T	995,000	8,200	4,500
2.4L 4x2 J M/T	906,000	8,200	4,500
2.4L 4x2 Cab and Chassis MT	798,000	8,200	4,500
FX 2.4L 4x2 MT w/ Rear AC	1,008,000	8,200	4,500
FX 2.4L 4x2 MT w/o Rear AC	980,000	8,200	4,500
CONQUEST VARIANTS (NEW)*			
4x4 Conquest AT	1,745,000	8,200	4,500
4x4 Conquest MT	1,615,000	8,200	4,500
4x2 Conquest AT	1,386,000	8,200	4,500
4x2 Conquest MT	1,311,000	8,200	4,500
 LAND CRUISER 200			
Model	Price	LTO	R/P
PREMIUM 4.5 DSL AT WP	4,665,000	13,200	4,500
PREMIUM 4.5 DSL AT	4,650,000	13,200	4,500
LC 200 4.5L DSL AT WP	4,299,000	13,200	4,500
LC 200 4.5L DSL AT	4,284,000	13,200	4,500
 ALPHARD			
Model	Price	LTO	R/P
3.5L AT White Pearl	3,394,000	9,200	5,200
3.5L AT	3,379,000	9,200	5,200
 FJ CRUISER			
Model	Price	LTO	R/P
4.0L GAS A/T	1,958,000	11,200	4,500
 FORTUNER			
Model	Price	LTO	R/P
4X2 TRD DSL AT WP	1,791,000	9,700	5,200
4X2 TRD DSL AT	1,776,000	9,700	5,200
4X4 V DSL A/T WP	2,260,000	9,700	5,200
4X4 V DSL A/T	2,245,000	9,700	5,200
V 4X2 DSL A/T WP	1,921,000	9,700	5,200
V 4X2 DSL A/T	1,906,000	9,700	5,200
G 4X2 DSL A/T	1,682,000	9,700	5,200
G 4X2 DSL M/T	1,592,000	9,700	5,200
G 4X2 GAS	1,597,000	9,700	5,200

FOR MORE INQUIRIES PLEASE CALL US @

(02) 653-7222
www.toyotataytay.com

like us on   **toyota.taytay**

WE ACCEPT TRADE-IN ANY BRAND!

*** PRICES ARE SUBJECT TO CHANGE DEPENDING ON THE FINAL IMPLEMENTING RULES & REGULATIONS (IRR) OF THE NEW AUTOMOBILE EXCISE TAX LAW.